

## **Pitman Training Bromley**

3<sup>rd</sup> Floor  
Chelsea House  
26 Market Square  
Bromley BR1 1NA  
020 3307 6000

**what3words:** ///tricky.stroke.gold (wheelchair accessible entrance)

Pitman Training Bromley can be found on the third floor of Chelsea House in Bromley. There is wheelchair access to the building and a lift to the third floor.

The centre is located in the same building and uses the same entrance as Yorkshire Building Society, in a pedestrianised area just near the Market Square entrance to The Glades shopping centre. In order to gain entry you need to press the large button (circled in picture A) just to the right of the entry door for Yorkshire Building Society. This will allow access to the lobby where you then need to press '3' on the intercom just to the right of the internal door (circled in picture B below)





Picture A



Picture B

**In the event Yorkshire Building Society is closed when you visit you will need to phone us in order that we can let you in to the building.**

There are ample car parking facilities in The Glades shopping centre car park and also The Hill car park (around 6-8 minutes walk). Parking charges (as at February 2022) are shown below.

The Glades shopping centre	Up to 1 hour £1.10 1 - 2 hours £2.20 2 - 3 hours £3.40 3 - 4 hours £4.60	Vehicular access - see red arrow on map 1 
The Hill car park Beckenham Lane Bromley BR2 0DA	7.30am to 6.29pm: £1.30 per hour, £5.20 for over 3 hours	Vehicular access - see blue arrow on map 2 

### If you wish to park at The Glades

There are entrances to The Glades car park off Kentish Way or off Widmore Road – see map 1 below. Once in The Glades shopping centre you need the exit to Market Square.

You may also park at the Hill car park (see map 2) and there is an additional NCP car park at the Mall (Bromley The Mall, Elmfield Road, Bromley, BR1 1TR - **what3words location:** ///rainy.discrepancy.pulled)

### If you are coming by bus

Bromley is serviced by a large number of bus routes and depending on which route you take you may be somewhere between Bromley North and Bromley South stations. If you have any problems finding us please call us on 020 3307 6000.

## Finding us

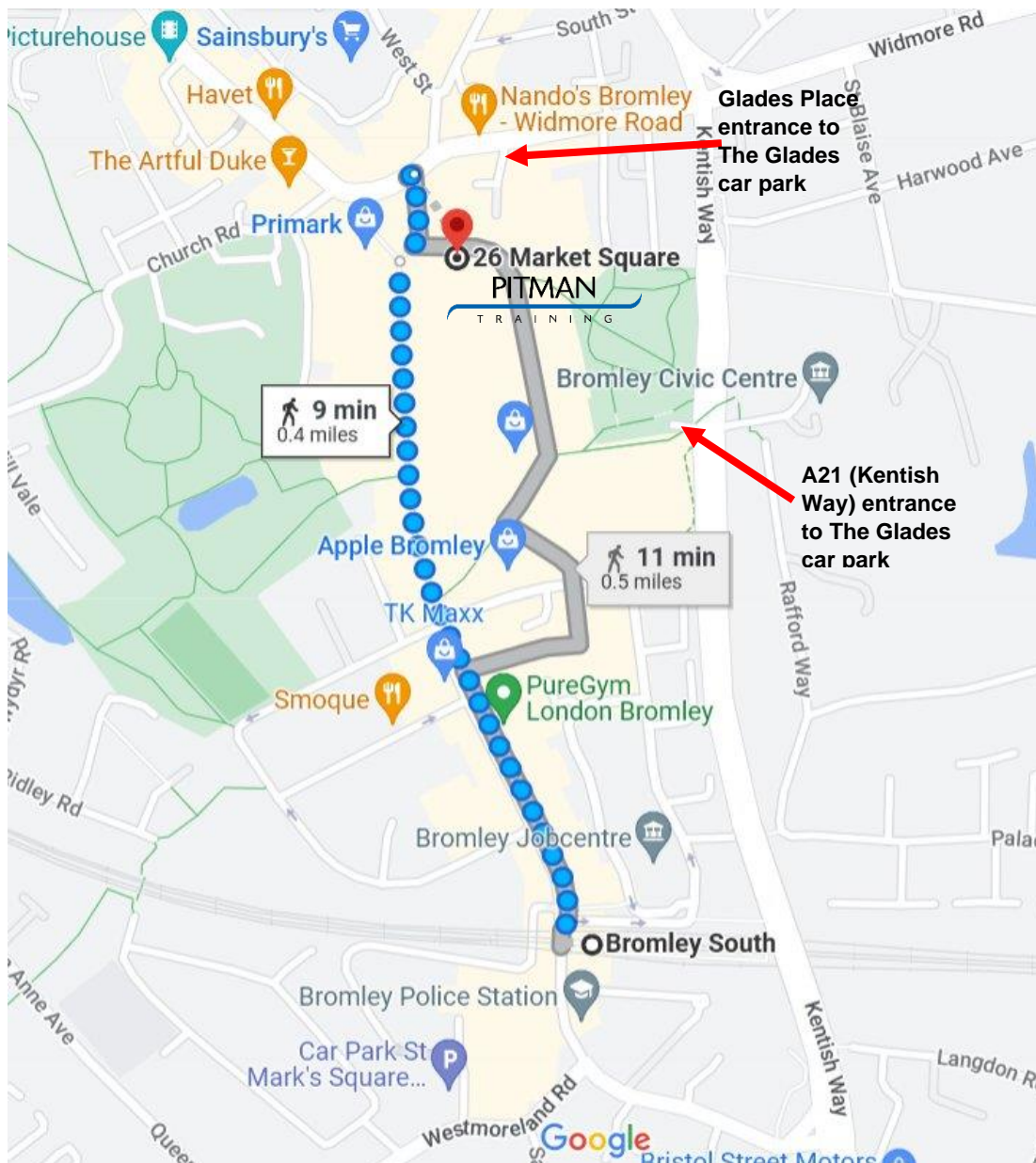
### From Bromley South rail station – walk time around 8-10 minutes

If you're coming by train to Bromley South turn right on exiting the station and walk around 800 yards up the High Street. You will pass a large Sports Direct on your right and the cross the road (Ethelbert Road to the left and Elmfield Road to the right) into a pedestrianised area just by one of the entrances to The Glades on your right). Keep walking, past Metro Bank on your left then Marks and Spencer further up on your right. After around 150 yards past Marks and Spencer you will see a Decathlon store and then a large Primark to your left. There will be a jewellery shop (Chisholm Hunter) diagonally to your right. Turn right and you will see a Starbucks on the corner and another entrance to The Glades. Chelsea House is immediately opposite the Starbucks (you will see Yorkshire Building Society).

**From Bromley North rail station – walk time around 5 minutes**

If you're coming by train to Bromley North you need to cross the main road outside the station (Tweedy Road) and take East Street (The Railway Tavern pub is on corner on the right as you face East Street). Walk up East Street until you come to traffic lights (Widmore Road). Cross the road and then walk directly past Santander and then Five Guys on your left until you see Starbucks on the corner to your left. Chelsea House is immediately opposite the Starbucks (you will see Yorkshire Building Society).

**Map 1 - For those arriving at Bromley South**





**Map 2 - For those arriving at Bromley North**

